

# Outdoor Communication Boards



**Resources at Lakeshore Speech, LLC offers Outdoor Playground, Pool & Waterpark Communication boards which provide individuals with communication differences the opportunity to have a voice on the playground, park or pool environments.**

These innovative and affordable communication boards promote effective communication in all environments to assist in fostering and maintaining meaningful relationships. By pointing to the pictures on the communication board, individuals with communication differences can clearly share their intended message free of frustration and misinterpretation.

These durable communication boards are the solution to the use of expensive augmentative communication devices which are oftentimes cumbersome and awkward in these types of settings. These durable communication boards not only meet the communication needs of individuals, but augment the ADA compliance of playgrounds, parks and pools!

Made from an aluminum alloy, these durable communication boards will hold up in any weather. Available with Boardmaker© or SymbolStix© icon libraries, these communication boards are easy to install and can be fully customized for any situation and location.

# Outdoor Communication Boards

**Outdoor Playground, Pool & Waterpark Communication Boards provide individuals with communication differences the opportunity to have a voice on the playground, park or pool environments.**

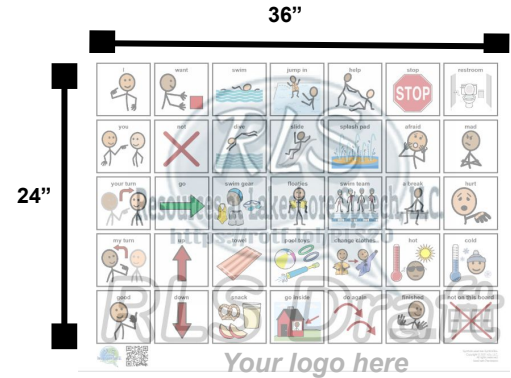


**Made from an aluminum alloy, these durable communication boards will hold up in any weather. Available with Boardmaker© or SymbolStix© icon libraries, these communication boards are easy to install, can be fully customized for any situation and location, and meet ADA compliance.**

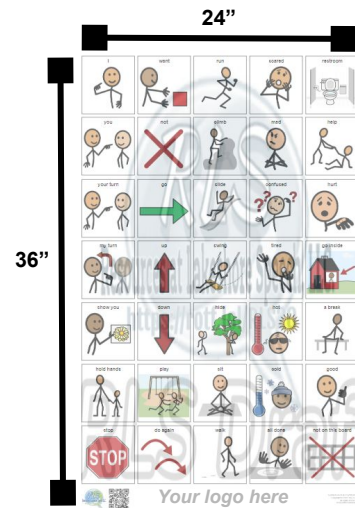


# Playground/Pool Communication Sign Specifications

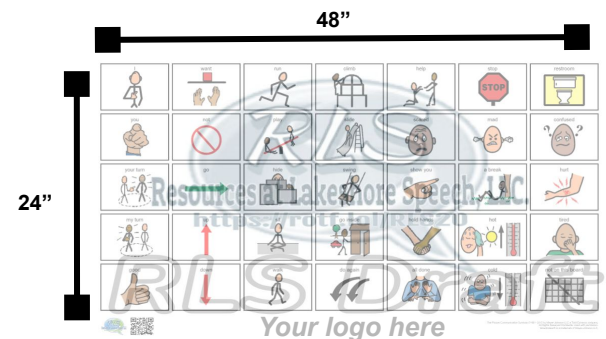
<b>Material</b>	Aluminum composite material; two, .15mm aluminum panels bonded to a solid polyethylene core
<b>Sizes /Orientation</b>	Horizontally - 3'x2' or 4'x2' Vertically - 2'x3' (portable board)
<b>Sides printed</b>	Single or double-sided
<b>Symbol System</b>	Boardmaker© or SymbolStix©
<b>Vocabulary</b>	Core and Fringe
<b>Languages</b>	English; Can add up to 3 other languages to the boards
<b>Customization</b>	100% customizable - Agency logo added at no cost
<b>Colored Coding</b>	Upon request: Modified Fitzgerald or Goossens'
<b>Print</b>	<b>Premium Print</b> - direct print on aluminum alloy <b>Standard Print</b> - laminate adhered to aluminum alloy
<b>Anti-graffiti Protection</b>	Premium Print - included at no cost Standard Print - Per board charge
<b>Shipping &amp; handling</b>	\$50 for the first board \$10/board for subsequent boards delivered to SAME address <b>FREE</b> shipping for 6+ boards ordered
<b>Additional notes</b>	Installation suggestions provided  Orders will be processed once we receive: <ul style="list-style-type: none"> <li>● accepted quote &amp; draft of custom requests</li> <li>● form of payment (PO, credit card, check)</li> <li>● tax exempt paperwork (if applicable)</li> <li>● Production of boards can take 2 to 7 business days</li> </ul>



3'x2' pool communication board with standard vocabulary using SymbolStix© symbol system.




2'x3' communication boards can be oriented horizontally to create a portable board option.



4'x2' playground communication board with standard vocabulary using Boardmaker© symbol system.



# The Women Behind the Signs



**Resources at Lakeshore Speech, LLC.** was founded by 2 certificate Speech-Language Pathologists in the Cleveland, OH area. With a combined 60+years of experience, VernaAnn Kotansky and Ellen Spear are dedicated to ensuring ALL individuals have a voice.







*Dedicated to providing quality products and resources to enhance the lives of individuals with communication differences.*

## Playground Communication Board Installation Suggestions

The Resources at Lakeshore Speech, LLC durable playground boards are made from an aluminum alloy which makes them extremely lightweight. This material holds up in all weather conditions.


When installing a communication board, it is important to remember the height of the individuals who will be using the board. It is recommended that the top of the board be no more than 36" above the ground.

Installing the board can be extremely easy given the weight of the material. Below are a few examples of how easily the boards can be installed. Resources at Lakeshore Speech, LLC does not provide any installation instructions as it is up to the individual to deem what is best for each situation. All items pictured below were purchased at a local hardware store. Drilling this material was easily accomplished with a basic electric drill and bit.

### Communication Boards at recommended height



### Nut, Bolt and Metal Plate



### Heavy Duty Zip Tie



If a fence is not available, the board can easily be secured to the side of a railing on steps or on a wheelchair ramp. Ultimately, you can secure the board and easily relocate it without incurring a significant cost.

**WARNING! SELLER ADVISES, TO AVOID BODILY INJURY OR DAMAGE TO PROPERTY, THAT THE PURCHASER SECURELY INSTALL THIS PRODUCT SO THAT IT WILL NOT BECOME DETACHED OR FALL. IF THE PRODUCT IS BEING INSTALLED OUTDOORS, ADDITIONAL CARE SHOULD BE TAKEN TO ASSURE THE PRODUCT IS SECURED IN A MANNER THAT IT WILL WITHSTAND HEAVY WIND AND THE ELEMENTS. NOTWITHSTANDING ANYTHING HEREIN TO THE CONTRARY, SELLER DISCLAIMS AND SHALL NOT BE RESPONSIBLE FOR ANY AND ALL PERSONAL INJURIES OR PROPERTY DAMAGES RESULTING FROM THE INSTALLATION OF THIS PRODUCT. PURCHASER, BY PURCHASING AND ACCEPTING THIS PRODUCT, ACCEPTS ALL RESPONSIBILITY FOR THE SAFE INSTALLATION OF THIS PRODUCT AND HEREBY INDEMNIFIES AND HOLDS THE SELLER HARMLESS FROM ANY AND ALL PERSONAL INJURIES AND PROPERTY DAMAGES THAT MAY OCCUR AS A RESULT OF THE IMPROPER OR INADEQUATE INSTALLATION OF THIS PRODUCT.**



*Dedicated to providing quality products and resources to enhance the lives of individuals with communication differences.*

## *Funding the Playground/Pool Communication Signs*

Providing a communication board for a playground, pool or waterpark not only gives everyone a voice, but visibly makes the statement that this is a safe inclusive environment. It provides a visible reminder that everyone is welcome and differences are celebrated!

Securing funding for a communication board project does not have to be intimidating or out of reach for anyone.

### **Step 1: Plan your vision**

Ask yourself (and your committee) these questions as this project takes shape:

- How many locations would benefit from communication boards?
- What languages are predominantly spoken in your community?
- How would the boards best be installed (free standing in a frame, attached to a fence, attached to a piece of equipment, secured to a side of a building, etc.)?

Communication boards from Resources at Lakeshore Speech, LLC. are made from an aluminum alloy making them extremely durable and lightweight. We provide installation ideas, however those maintaining the playground, pools and waterparks are the experts and would have a plethora of information to share. Consider asking a person(s) responsible for maintenance to be part of your committee.

### **Step 2: Research Your Options**

When looking for a company to provide the communication boards, you want to ask the following questions:

- Has a licensed Speech-Language Pathologist developed the vocabulary?
- Can the communication board be 100% customized if need be at a reasonable price?
- Is the overall price reasonable?
- Is communication with a REAL PERSON easy, efficient and effective?
- Does the company stand behind the quality of their communication boards?

Resources at Lakeshore Speech, LLC. is committed to providing affordable resources for individuals with communication differences. With a combined 60+years of experience as certified Speech-Language Pathologists, VernaAnn and Ellen are dedicated to ensuring ALL individuals have a voice.



*Dedicated to providing quality products and resources to enhance the lives of individuals with communication differences.*

## *Funding the Playground/Pool Communication Signs*

### **Step 3: Funding Sources**

#### School Playgrounds/Pools:

- District 'teacher' Grants
- Community agencies
- PT/PTO Grants
- Fundraising
- School District Funds
- Research grants specific to educational or inclusive initiatives

#### Community Playgrounds/Pools:

- Corporate grant initiatives
- Municipality budgets
- Government Grants
- Fundraising
- Service Groups Grants

### **Step 4: Drafts and Production**

Once your vision is set, you've made your selection and the funding is in place, it is imperative the production of the communication board is swift.

- Ensure you receive a draft copy of the artwork/layout prior to production.
- Share your agency's and/or funding source's logo to be included on the communication board
- Expect frequent and clear communication

Resources at Lakeshore Speech, LLC. Works to ensure you are informed of every step of the processes. We will work with you until you are satisfied with the draft (adding the agency logo free of charge) of the board. Once approved, you are kept informed of the production timeline as well as expected delivery date.

### **Customer satisfaction is our top priority.**

Our customers are involved in the development and draft creation of their boards to ensure the content matches their vision exactly.

If there is a case where there is an issue please refer to our [Refund and Return Policy](#).